

# LED Intelligent Driver

36W 3A 12Vdc

- Dimming interface: 1-10V (0-10V/10VPWM/resistor), Push Dim.
- PWM digital dimming, no alter LED color rendering index.
- Dimming range from 0-100%, LED start at 0.1% possible.
- Efficiency > 85%
- Short circuit / Over-heat / Over load protection.
- Class 2 power supply. Full protective plastic housing.
- Compliant with Safety Extra Low Voltage standard.
- Suitable for indoor environments.



SELV



RoHS



## Main Characteristics

Dimming Interface:	1-10V (0-10V/10VPWM/Resistor), Push Dim
Input Voltage Range:	100-240Vac ±10%
Frequency:	50/60Hz
Input Current:	115Vac ≤ 0.8A, 230Vac ≤ 0.4A
Efficiency:	≥ 85%
Inrush Current(typ.):	Cold start 20A at 230Vac
Leakage Current:	< 0.5mA/230Vac
Output Current:	Max. 3A
Output Voltage:	12Vdc
Output Voltage Range:	12Vdc ± 0.5Vdc

Ripple & Noise:	≤ 200mV
Output Power:	Max. 36W
Output Power Range:	1-36W
Overload Power Limitation:	≥ 102%~125%
Dimming Range:	0-100%, LED start at 0.1% possible.
Working Temperature:.	tc: 70°C ta: -30°C ~ 55°C
Working Humidity:	20 ~ 95%RH, non-condensing
Storage Temp., Humidity:	-40 ~ 80°C, 10-95%RH
Temp. Coefficient:	± 0.03%/°C(0-50°C)
Vibration:	10-500Hz, 2G 12min./1cycle, period for 72min. each along X, Y, Z axes

## Protection

Over-heat Protection:	Shut down the output when PCB temp. ≥ 110°C, auto recovers when temp. back to normal.
Over Load Protection:	Shut down the output when Current Load ≥ 102%~125%, auto recovers after faulty condition is removed.
Short Circuit Protection:	Shut down automatically if short circuit occurs, auto recovers after faulty condition is removed.

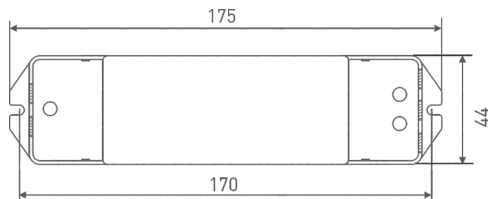
## Safety & EMC

Withstand Voltage:	I/P-O/P: 3750Vac
Isolation Resistance:	I/P-O/P: 100MΩ/500VDC/25°C/70%RH
Safety Standards:	IEC/EN61347-1, IEC/EN61347-2-13
EMC Emission:	EN55015, EN61000-3-2 Class C, IEC61000-3-3
EMC Immunity:	EN61000-4-2,3,4,5,6,8,11 EN61547

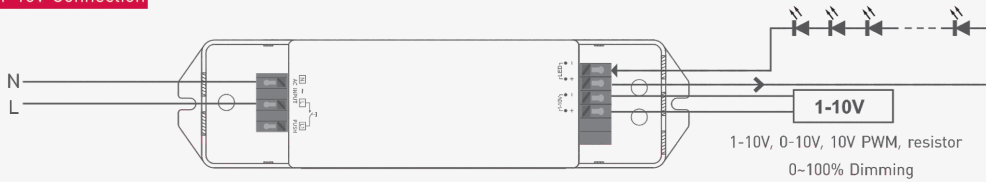
## Others

Dimension:	175×44×30mm(L×W×H)
Packing:	178×48×33mm(L×W×H)
Weight(G.W.):	190g±10g

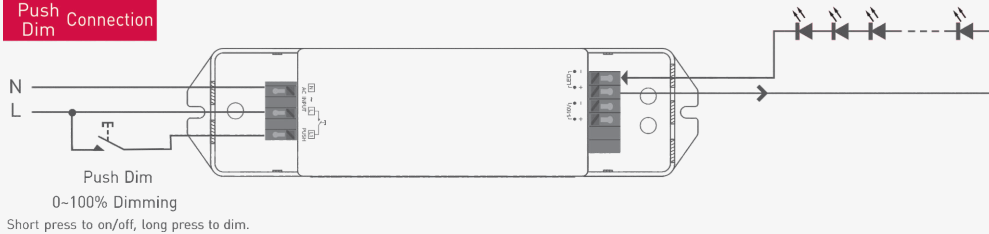
## Dimensions



## 1-10V Connection



## Push Dim Connection



The dimming interface priority: First 1-10V, next Push Dim.

## Push Dimming



Reset Switch

- On/off control: Short press.
- Stepless dimming: Long press.
- With every other long press, the light level goes to the opposite direction.
- Dimming memory: Brightness will be the same as previously adjusted when turning off and on again.